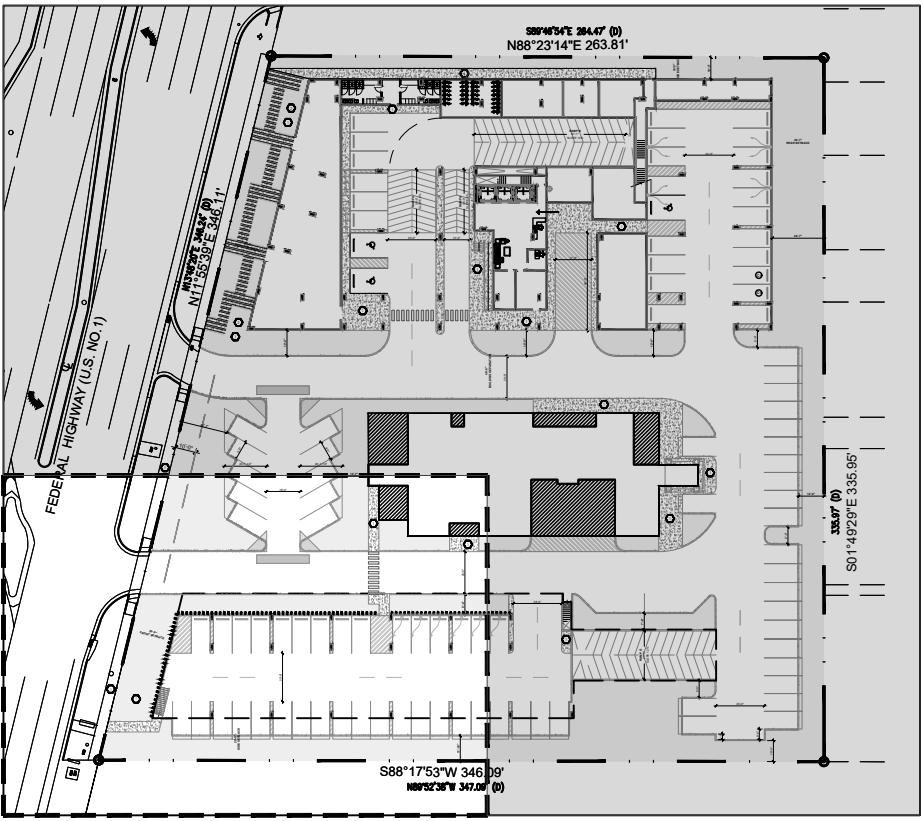
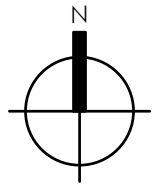


KEY:

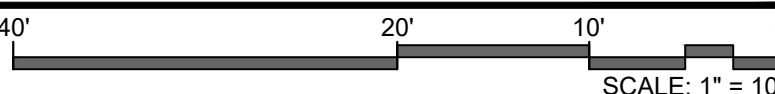


IRRIGATION MATERIALS LIST

KEY	ITEM	QTY.
	PVC laterals shall be Class 200 PVC (sized as shown on plans)	as required
	MAIN shall be Class 200 PVC	as required
	Bubbler Zone Piping	as required
	PVC sleeves shall be Class 200 PVC (sized double the width of the pipe within, installed wherever pipe runs under hardscape)	as required
	Flexible PVC or Polypipe (for swing joints)	as required
WM	Water Meter and Backflow Prevention Assembly (See Civil Plans)	1
EC	Electric Controller RAINBIRD ESP Series Controller	1
Δ	Rainbird RSD Series Rain Sensor (locate in area of free rainfall)	1
⬢	RAINBIRD 200-PESB 2" Electromechanical Solenoid Control Valve	#
	Irrigation Control Wire	as required
▼	Rainbird 1" Inline Pressure Regulator (PSI-M40X-100)(drip zones not to exceed 40psi max)	as required
	RAINBIRD XFS Subsurface Dripperline XFS-09-12-500/250/100 Air/Vacuum Relief Valves Kit (3/4" Air relief valve/ Easy Fit Compression Tee/ and Flush Cap)	as required
⊠	Commercial Wide Flow Control Zone Kit (XCZ-100-PRB-LC) (0.3-20 gpm)	as required
⌘	RAINBIRD 3-RC Quick Coupler Valve	as required
⌘	PVC Supply Header for dripperline Class 200 PVC	as required
⊗	RAINBIRD Xeri-Bubbler UXB-360-1032 (.6 gpm)	as required
Δ	RAINBIRD Xeri-Spray Adjustable mister 360 ADJUST (.1 gpm) (install into dripline with Xeri-bug drip emitters for spray into bromeliad cups)	as required
★	RAINBIRD 1300A-F Adjustable Flood Bubbler 1300A-F (1.5 gpm)	as required
⊗	RAINBIRD Rotary Spray Heads 17'-24' radius R-VAN 24 Series @ 40 PSI 6" pop-up in grass areas 12" pop-up on risers in shrub beds	as required
⊗	24-360 (3.13 gpm)	
⊗	24 (27∘) (2.31 gpm)	
⊗	24 (18∘) (1.54 gpm)	
⊗	24 (12∘) (1.0 gpm)	
⊗	24 (9∘) (.77 gpm)	
⊗	RAINBIRD Rotary Spray Heads 13'-18' radius R-VAN 18 Series @ 40 PSI 6" pop-up in grass areas 12" pop-up on risers in shrub beds	as required
⊗	18-360 (1.8 gpm)	
⊗	18 (27∘) (1.42 gpm)	
⊗	18-(18∘) (.98 gpm)	
⊗	18-(12∘) (.6 gpm)	
⊗	18-(9∘) (.5 gpm)	
⊗	RAINBIRD Rotary Spray Heads 8'-14' radius R-VAN 14 Series @ 40 PSI 6" pop-up in grass areas 12" pop-up on risers in shrub beds	as required
⊗	14-360 (1.22 gpm)	
⊗	14 (27∘) (.92 gpm)	
⊗	14-(18∘) (.61 gpm)	
⊗	14-(12∘) (.4 gpm)	
⊗	14-(9∘) (.31 gpm)	



IRRIGATION PLAN - GROUND FLOOR



1
1303

idea
Architect


absolute-idea.com

CANAL PARK
3323 NE 163rd Street, Suite 200 North Miami Beach, FL 33160
305.792.0015 305.931.0279 info@absolute-idea.com

SEAL

KEN GARDNER
FLA 1569

Professionals



REV.	DATE	DESCRIPTION
01	XX-XX-2024	D.R.C SUBMITAL

ALL MEASUREMENTS MUST BE VERIFIED BEFORE BEGINNING THE WORKS. NO MEASUREMENTS ARE TO BE SCALED DIRECTLY FROM THIS DRAWING.

Key section

Client

VERA FUND
NICK POLYUSHKIN
& YURI KHARITONENKOV
TEL: 305.833.3303

Project

**1600 S FEDERAL HIGHWAY
(MIXED-USE PROJECT)**
1600 SOUTH FEDERAL HIGHWAY,
POMPAHO BEACH, FL 33062

Title

**IRRIGATION PLAN
GROUND FLOOR**

Drawn GSLA	Field LANDSCAPE ARCH
Verified KG	Scale as shown
Approved KG	Date 10-09-2024
Project Manager KG	Dwg. no. L-303
Project 24-838	

AAC

PZ24-12000027
06/02/2026